



BatchX 2.5

Batch processing for QuarkXPress™

JoLauterbach Software GmbH
Friedrichstraße 22
95444 Bayreuth
Germany

Phone: 49-921-0921-730 3363
Fax: 49-921-0921-730 3394

eMail: info@jolautebach.com
Internet: <http://www.jolautebach.de>



Content

1.	Übersicht	3
2.	Systemvoraussetzungen	3
3.	Installation	3
4.	Der Steuerdialog.....	4
4.1	Dokumente und Optionen	4
4.2	Drucken	5
4.3	PDF	6
4.3	Aktionen	7



1. Overview

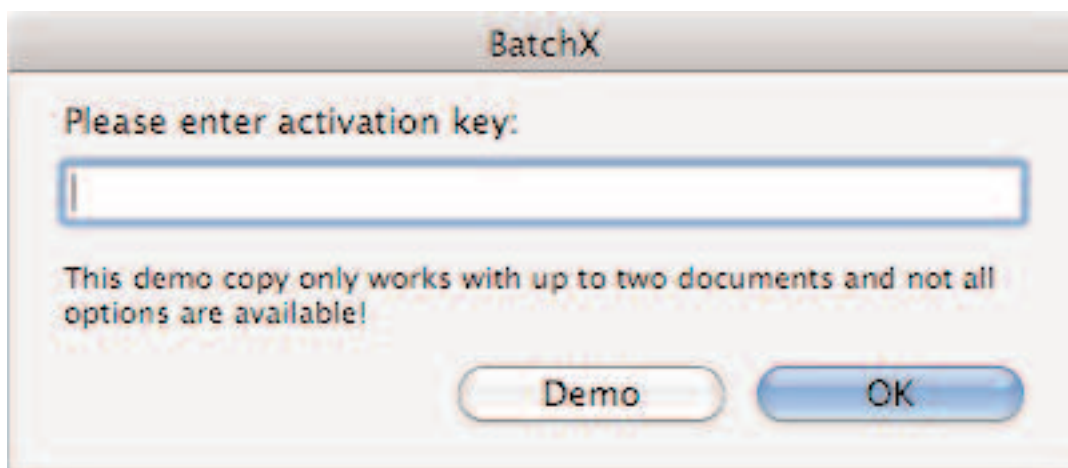
With BatchX it is possible to apply actions like printing or pdf creation to multiple documents in one step. Actions can also be combined to actions lists, which let you create multiple PDF files with different settings for each layout document.

2. System requirements

- MacOS 10.5/10.6/10.7
- QuarkXPress™ 8/9

3. Installation

For installation of BatchX you have to copy “BatchX.xnt” to the XTensions folder of QuarkXPress™. After restarting a dialog pops up for entering the activation key.

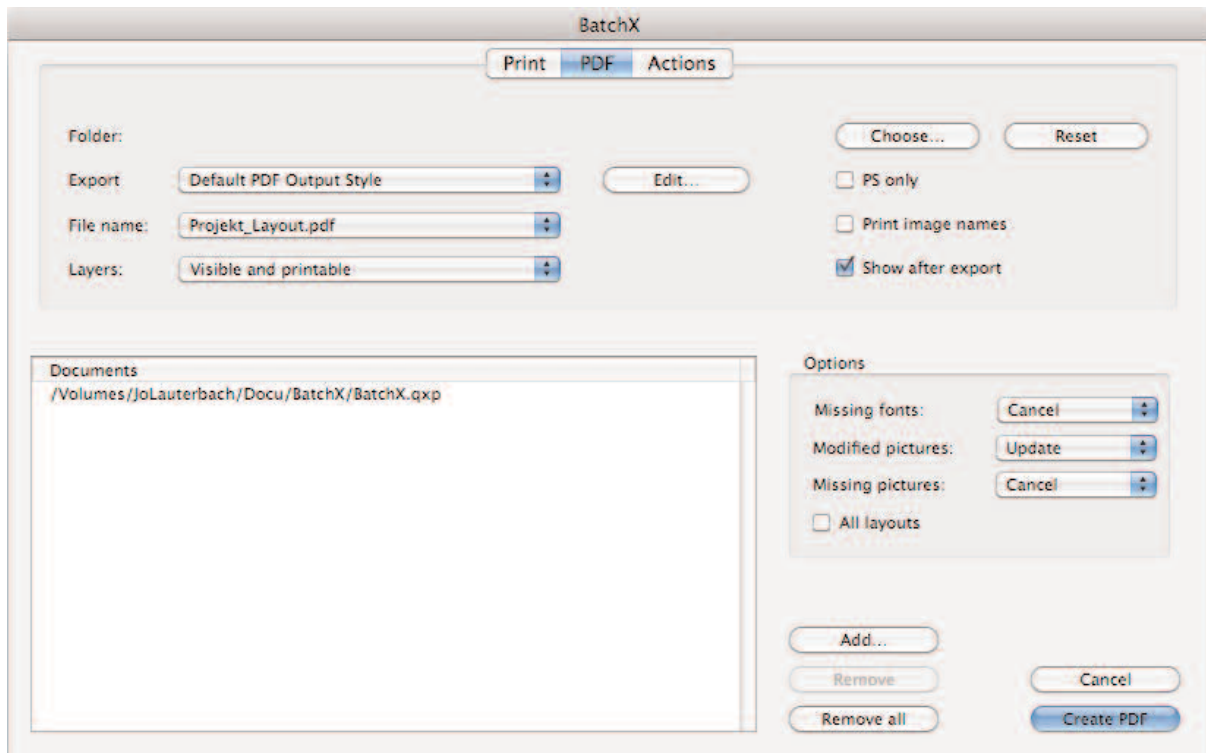


Enter activation key



4. The BatchX dialog

By choosing “File -> BatchX” the BatchX dialog appears. That dialog consist of a panel for the functions “Print”, “PDF” and “Actions” and a list for documents to be processed together with options common for all functions.



The BatchX dialog

4.1. Documents and options

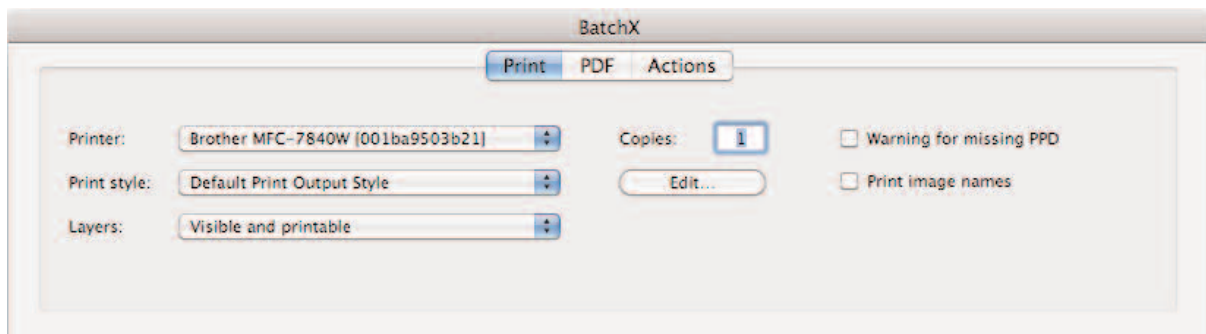
The list of documents to be processed can be changed by “Add...”, “Remove” and by drag and drop from Finder.

The options let you specify, whether processing should be cancelled in case of missing fonts or pictures. It is also possible to update modified pictures automatically.

The option “All layouts” let you process multiple layouts, if available. Otherwise only the active one will be processed.



4.2 Printing



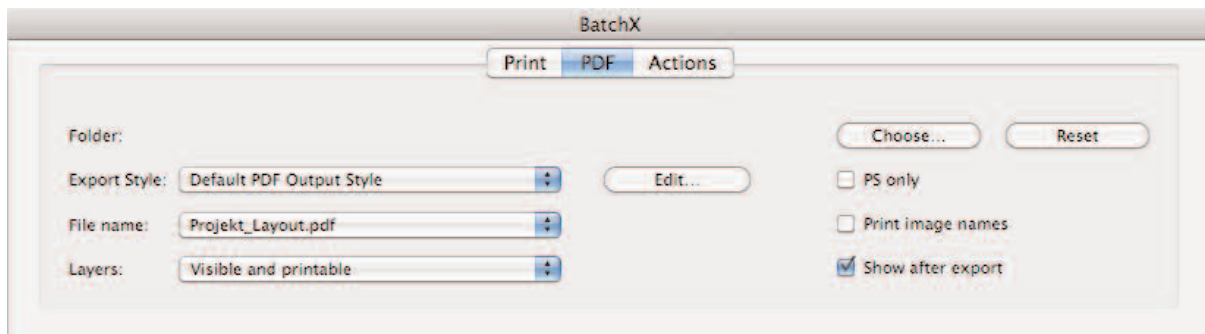
Printing

In the panel “Print” the following options are available:

- Printer: Choose the output device
- Print style: Choose the print style for printing
- Layers: Choose the layers for printing (visible and printable, printable, all)
- Copies: Number of copies to be printed
- PPD: Warning for missing printer description file
- Names: Print names of placed images



4.3 PDF



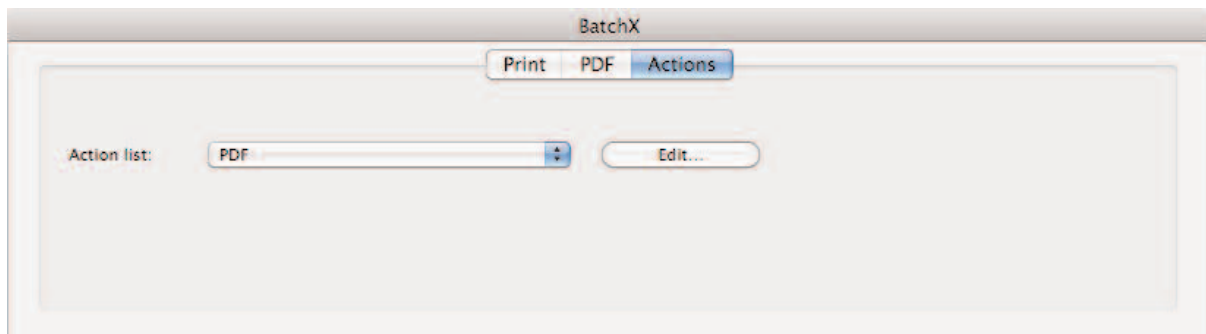
PDF

In the panel “PDF” the following options are available:

- Folder: Choose the output folder. If empty, the document folder will be used
- Export style: Choose the PDF export style
- File name: Mode for the PDF file name (Project, Layout, Project_Layout, ...)
- Layers: Choose the layers for PDF creation (visible and printable, printable, all)
- PS only: Create only the Postscript file
- Names: Print names of placed images
- Show: Show PDF file after export



4.3 Actions



Actions

Actions like “Printing” or “PDF creation” can be combined to so called action lists. So it is possible to create multiple PDF files with different settings from one document in a single step. The action lists must be placed as “.plist” files in the folder “~/Library/Application Support/BatchX”. All files within that folder will be shown in the “Action list” popup menu within the panel “Actions”. With “Edit...” the actions can be edited as a text file.



Disclaimer of Quark, Inc.

THIS SOFTWARE PACKAGE HAS NOT BEEN WRITTEN, REVIEWED OR TESTED BY QUARK.

QUARK MAKES NO WARRANTIES, EITHER EXPRESS OR IMPLIED, REGARDING THE ENCLOSED SOFTWARE PACKAGE, ITS MERCHANTABILITY, OR ITS FITNESS FOR ANY PARTICULAR PURPOSE. QUARK DISCLAIMS ALL WARRANTIES RELATING TO THE ENCLOSED SOFTWARE PACKAGE. ALL OTHER WARRANTIES AND CONDITIONS, WHETHER EXPRESS, IMPLIED, COLLATERAL, MADE BY THE DISTRIBUTORS, RETAILERS OR DEVELOPERS OF THE ENCLOSED SOFTWARE ARE DISCLAIMED BY QUARK, INCLUDING, WITHOUT LIMITATION, NON-INFRINGEMENT, COMPATIBILITY, OR THAT THE SOFTWARE IS ERROR-FREE, OR THAT ERRORS CAN OR WILL BE CORRECTED. SOME JURISDICTIONS, STATES, OR PROVINCES DO NOT ALLOW LIMITATIONS ON IMPLIED WARRANTIES, SO THE ABOVE LIMITATION MAY NOT APPLY TO PARTICULAR USERS.

REGARDLESS OF WHETHER ANY REMEDY FAILS OF ITS ESSENTIAL PURPOSE, IN NO EVENT SHALL QUARK OR ANY ENTITY WHICH CONTROLS, IS CONTROLLED BY, OR IS UNDER COMMON CONTROL OF QUARK, BE LIABLE FOR ANY SPECIAL, INDIRECT, INCIDENTAL, CONSEQUENTIAL OR PUNITIVE DAMAGES, INCLUDING, BUT NOT LIMITED TO, ANY LOST PROFITS, LOST TIME, LOST SAVINGS, LOST DATA, LOST FEES, OR EXPENSES OF ANY KIND ARISING FROM INSTALLATION OR USE OF THE SOFTWARE OR ACCOMPANYING DOCUMENTATION IN ANY MANNER, HOWEVER CAUSED AND ON ANY THEORY OF LIABILITY. IN ANY EVENT, QUARK'S LIABILITY RELATING TO THE SOFTWARE SHALL BE LIMITED TO THE AMOUNT PAID BY USERS TO QUARK, IF ANY. THESE LIMITATIONS WILL APPLY EVEN IF QUARK HAS BEEN ADVISED OF SUCH POSSIBLE DAMAGES. SOME JURISDICTIONS, STATES, OR PROVINCES DO NOT ALLOW THE EXCLUSION OR LIMITATION OF INCIDENTAL OR CONSEQUENTIAL DAMAGES, SO THE LIMITATION OR EXCLUSION INCLUDED IN THIS LICENSE AGREEMENT MAY NOT APPLY TO PARTICULAR DEVELOPERS.

Quark, QuarkXPress, QuarkXPress Passport and XTensions are trademarks of Quark, Inc. and all applicable affiliated companies, Reg. U.S. Pat. & Till. Off. and in many other countries. The Quark logo and the XTensions logo are trademarks of Quark, Inc. and all applicable affiliated companies.