

JoDrop 4.0

Drag and Drop for QuarkXPress™.

JoLauterbach Software GmbH
Hammanstr. 27
60322 Frankfurt am Main
Germany

Phone: +49-69-59796054
Fax: +49-69-59796055

eMail: info@jolauterbach.com
Internet: <http://www.jolauterbach.com>

Content

1.	Overview	3
2.	System requirements	3
3.	Installation	3
4.	Drag and Drop	4
5.	Additional functions.....	5
5.1	Picture replacement	5
5.2	Create Image List.....	5
5.3	Publish and Subscribe	6
5.4	LoRes <--> HiRes	6
5.5	Show Image Names	6
5.6	Rename and relink images	7
5.7	Naming images	7
6.	Preferences	8

1. Overview

JoDrop enables drag and drop of picture- and text files from the Finder (Windows Explorer) and other programs to QuarkXPress™ documents. JoDrop also provides some additional features making image handling more productive.

- Naming of pictures (separation of layout creation and production)
- Create a text file of placed images in a document for sorting and printing
- Replace pictures with current settings
- Swap lay and hires image files
- Warn for usage of image types not useful for cmyk-workflows
- Publish and Subscribe (MacOS X and Windows)

2. System requirements

- QuarkXPress™ 6.5/7.0
- MacOS X 10.3.9/10.4
- Windows 2000/XP

3. Installation

For installation of JoDrop you have to copy “JoDrop.xnt” to the XTensions-folder of QuarkXPress™. After restarting QuarkXPress™ JoDrop is ready for use.

4. Drag and Drop

- When dropping a text or image file on a free place in a document a box is created and the picture imported in one step. For pictures the frame of the box is adjusted to the image size.
- When dropping an image file onto a picture box the image is reimported into the box with no change in the settings of the box. If you want to create a new picture box simply press the Option key during the drop.
- When dropping a multipage pdf document, the user is asked for the page to be placed in the picture box.
- When dropping a text file (or text from an open window in another application) onto a text box the text is inserted at the current cursor position. If you want to create a new text box simply press the Option key during the drop.
- When dropping a folder to a document all images of the document (including the master pages) are replaced by images with the same name in the dropped folder. In addition all subfolders are searched also. The box settings are not changed during the reimport.

5. Additional functions

5.1 Picture replacement

Placed images can be replaced by other images with no change of the current settings by pressing Cmd-Shift-E and the appearing file dialog.

5.2 Create Image List

The function “Utilities->Image List...” creates a text file with a list of all images placed in the current document. There are several options available to modify this list.



Save As:

The created text file will be opened automatically with the application selected in this popup menu.

Sort by name:

By default the image list is page by page with the images according to their position in the object hierarchy. With this option it is possible to sort the images by their name. Images placed several times are only listed once.

Full path:

Instead of the file name the full path is shown.

Type:

The image type like EPSF or TIFF. In case of TIFF-images also the color space and the resolution will be added.

Image size:

The size of the placed image.

5.3 Publish and Subscribe

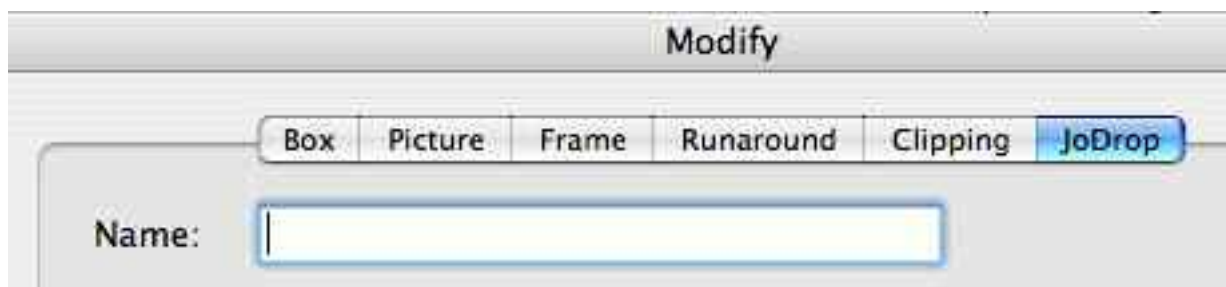
After double clicking a picture box the following dialog appears:

5.4 LoRes <--> HiRes

With “Utilities->LoRes <--> Hires...” it is possible to replace all lay-files (low resolution images) with the corresponding hires-files and vice versa. A hires image is recognized by JoDrop, if the lay file ends with “.lay” and the hires image is in the same folder, with the same name, but no file extension.

5.5 Show Image Names

The command “View->Show Image Names” shows the name of a placed image in the top of the according picture box. When the “Alt” key is pressed on choosing the menu, the complete path is displayed.



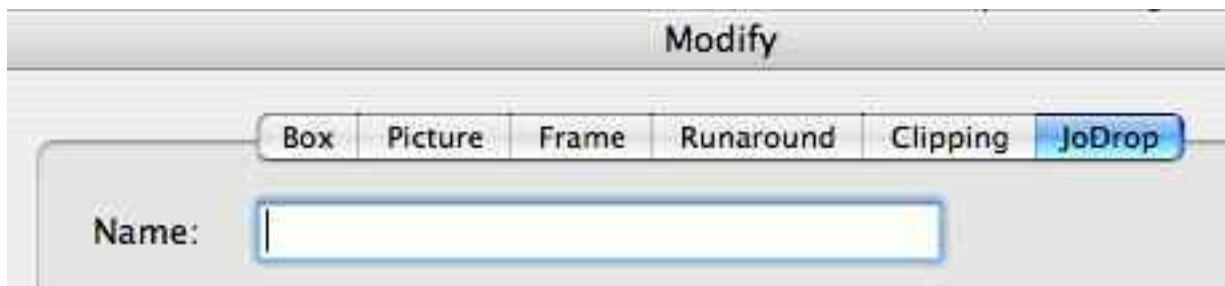
5.6 Rename and relink images

With the keyboard shortcut Cmd-Shift-R and a selected picture box you get a dialog for renaming and relinking the according image file.



5.7 Naming images

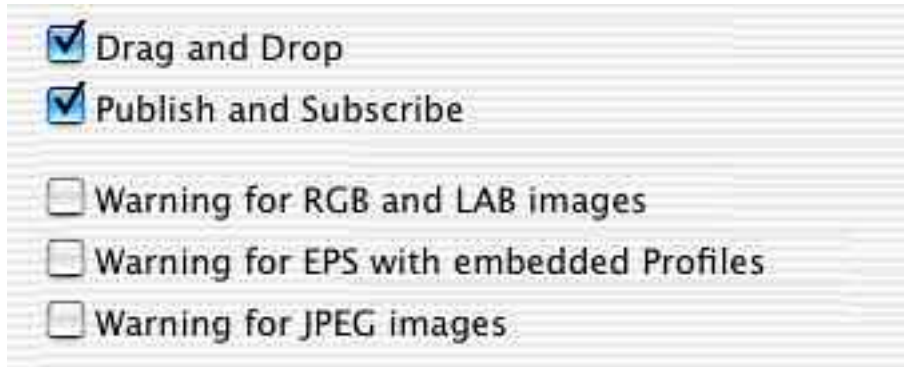
New in JoDrop 4.0 is an additional panel “JoDrop” in the “Modify” dialog for boxes. With the edit field from that panel it is possible to enter a filename of the picture for that box without the picture to be available at that time.



Named picture boxes can be loaded with the according images by dropping the parent folder of those images to the current document.

6. Preferences

With the command “Edit->Preferences->JoDrop...” or “QuarkXPress->Settings->JoDrop” you can open the following dialog:



The settings for Drag and Drop and Publish and Subscribe can be activated and deactivated separately.

There are three warning options available useful for workflows without color management. In all cases you would probably get unwanted colors, when printing to a CMYK-device.

Disclaimer of Quark, Inc.

THIS SOFTWARE PACKAGE HAS NOT BEEN WRITTEN, REVIEWED OR TESTED BY QUARK.

QUARK MAKES NO WARRANTIES, EITHER EXPRESS OR IMPLIED, REGARDING THE ENCLOSED SOFTWARE PACKAGE, ITS MERCHANTABILITY, OR ITS FITNESS FOR ANY PARTICULAR PURPOSE. QUARK DISCLAIMS ALL WARRANTIES RELATING TO THE ENCLOSED SOFTWARE PACKAGE. ALL OTHER WARRANTIES AND CONDITIONS, WHETHER EXPRESS, IMPLIED, COLLATERAL, MADE BY THE DISTRIBUTORS, RETAILERS OR DEVELOPERS OF THE ENCLOSED SOFTWARE ARE DISCLAIMED BY QUARK, INCLUDING, WITHOUT LIMITATION, NON-INFRINGEMENT, COMPATIBILITY, OR THAT THE SOFTWARE IS ERROR-FREE, OR THAT ERRORS CAN OR WILL BE CORRECTED. SOME JURISDICTIONS, STATES, OR PROVINCES DO NOT ALLOW LIMITATIONS ON IMPLIED WARRANTIES, SO THE ABOVE LIMITATION MAY NOT APPLY TO PARTICULAR USERS.

REGARDLESS OF WHETHER ANY REMEDY FAILS OF ITS ESSENTIAL PURPOSE, IN NO EVENT SHALL QUARK OR ANY ENTITY WHICH CONTROLS, IS CONTROLLED BY, OR IS UNDER COMMON CONTROL OF QUARK, BE LIABLE FOR ANY SPECIAL, INDIRECT, INCIDENTAL, CONSEQUENTIAL OR PUNITIVE DAMAGES, INCLUDING, BUT NOT LIMITED TO, ANY LOST PROFITS, LOST TIME, LOST SAVINGS, LOST DATA, LOST FEES, OR EXPENSES OF ANY KIND ARISING FROM INSTALLATION OR USE OF THE SOFTWARE OR ACCOMPANYING DOCUMENTATION IN ANY MANNER, HOWEVER CAUSED AND ON ANY THEORY OF LIABILITY. IN ANY EVENT, QUARK'S LIABILITY RELATING TO THE SOFTWARE SHALL BE LIMITED TO THE AMOUNT PAID BY USERS TO QUARK, IF ANY. THESE LIMITATIONS WILL APPLY EVEN IF QUARK HAS BEEN ADVISED OF SUCH POSSIBLE DAMAGES. SOME JURISDICTIONS, STATES, OR PROVINCES DO NOT ALLOW THE EXCLUSION OR LIMITATION OF INCIDENTAL OR CONSEQUENTIAL DAMAGES, SO THE LIMITATION OR EXCLUSION INCLUDED IN THIS LICENSE AGREEMENT MAY NOT APPLY TO PARTICULAR DEVELOPERS.

Quark, QuarkXPress, QuarkXPress Passport, QuarkXTensions und XTensions sind Warenzeichen von Quark, Inc. und aller betreffenden verbundenen Unternehmen, Reg. U.S. Pat. & Tm. Off. und in vielen anderen Ländern. Das Quark Logo und das XTensions Logo sind Warenzeichen von Quark, Inc. und aller betreffenden verbundenen Unternehmen.