

FontWizardXT 7.0

Extended EPS/PDF-Export for QuarkXPress™

JoLauterbach Software GmbH
Stolzingstraße 4a
95445 Bayreuth
Germany

Phone: 49-921-7303363
Fax: 49-921-7303394

Email: info@jolautebach.com
Internet: <http://www.jolautebach.com>



1. Overview

FontWizardXT let you save multiple pages as single page EPS/PDF files in one step. There are several options for naming the resulting files and for the destination folder. It is also possible to save only the selected frames as EPS/PDF.

2. System requirements

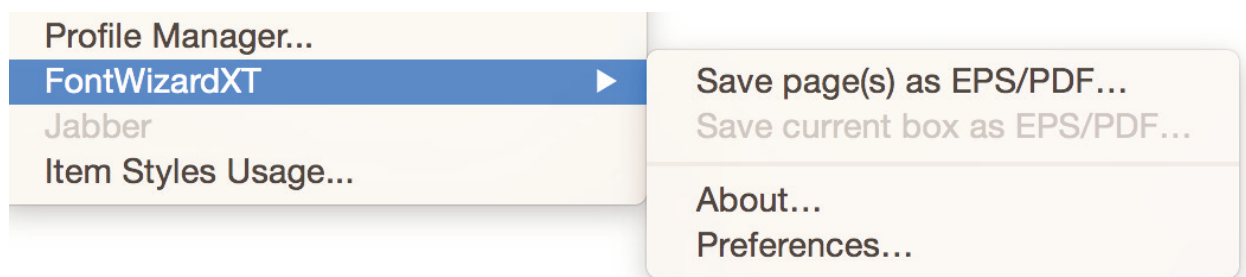
- MacOS X 10.6-10.10 (QuarkXPress™ 8/9/10/2015)
- Windows 7/8 (QuarkXPress™ 8/9/10)

3. Installation

Copy “FontWizardXT.xnt” to the “XTensions” folder of QuarkXPress™ and restart QuarkXPress™.

4. FontWizardXT EPS/PDF Export...

FontWizardXT adds a submenu to “Utilities”:

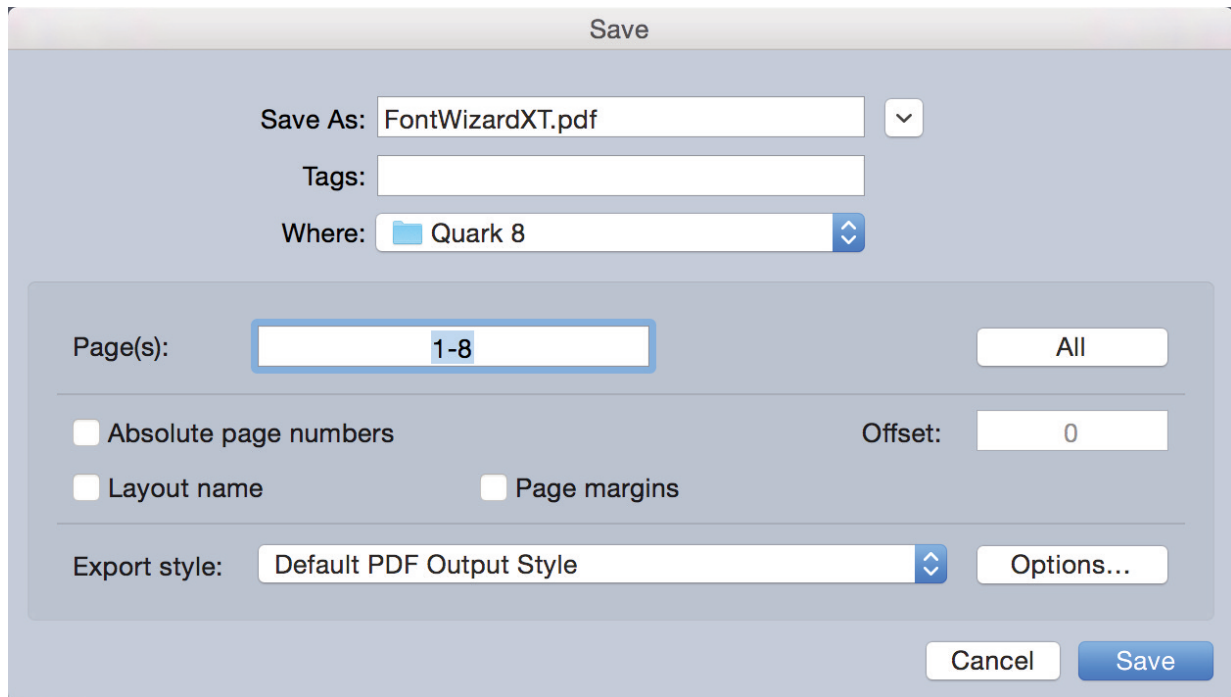


“Utilities->FontWizardXT”



4.1 Save page(s) as EPS/PDF

After selecting the menu item “Utilities->Save pages as EPS/PDF...” the following dialog appears:



Save Page(s) as EPS/PDF...

With this dialog the destination and name of the resulting EPS file(s) is specified. There are additional options available:

- *Page(s):*

It is possible to save more than one page of a document as EPS/PDF-files with one command. The resulting EPS/PDF-files get unique names by adding the page number and an optional suffix to the file name, e.g. Document1_001.eps (see chapter 4.2 for details).

- *All:*

With “All” the page range is set to all pages of the current document.

- *Absolute page numbers:*

The page numbers of a document must not start with 1, but can start with any number the user wants to. By default FontWizardXT uses these “logical” numbers for specifying pages. With “Absolute page numbers” the page range is specified with absolute page number from 1 to n, with n the number of pages in the current document.



- *Offset:*

With absolute page numbers active it is possible to enter an offset here. This offset is added to the number at the end of the eps file name.

- *Layoutname:*

If you want the base name of the eps file the layout name instead of the project name, check this option.

- *Page margins:*

Draw thin page margins around the page. Useful for proofing purposes.

- *Export Style:*

Set style and format for the export.

- *Options:*

With “Options” it is possible to add, delete and modify the output styles of QuarkXPress.

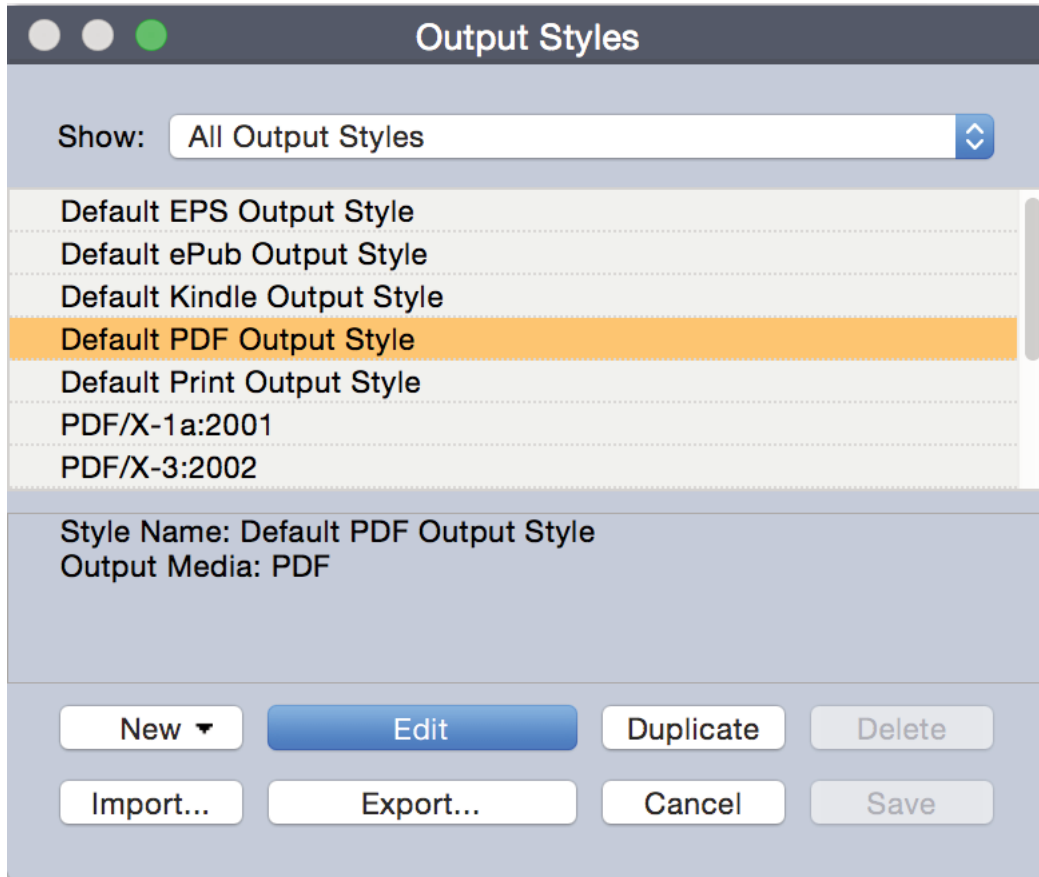
4.2 Save current box as EPS/PDF...

Save only the selected box (or collection of boxes) as EPS/PDF.



4.3 Output styles:

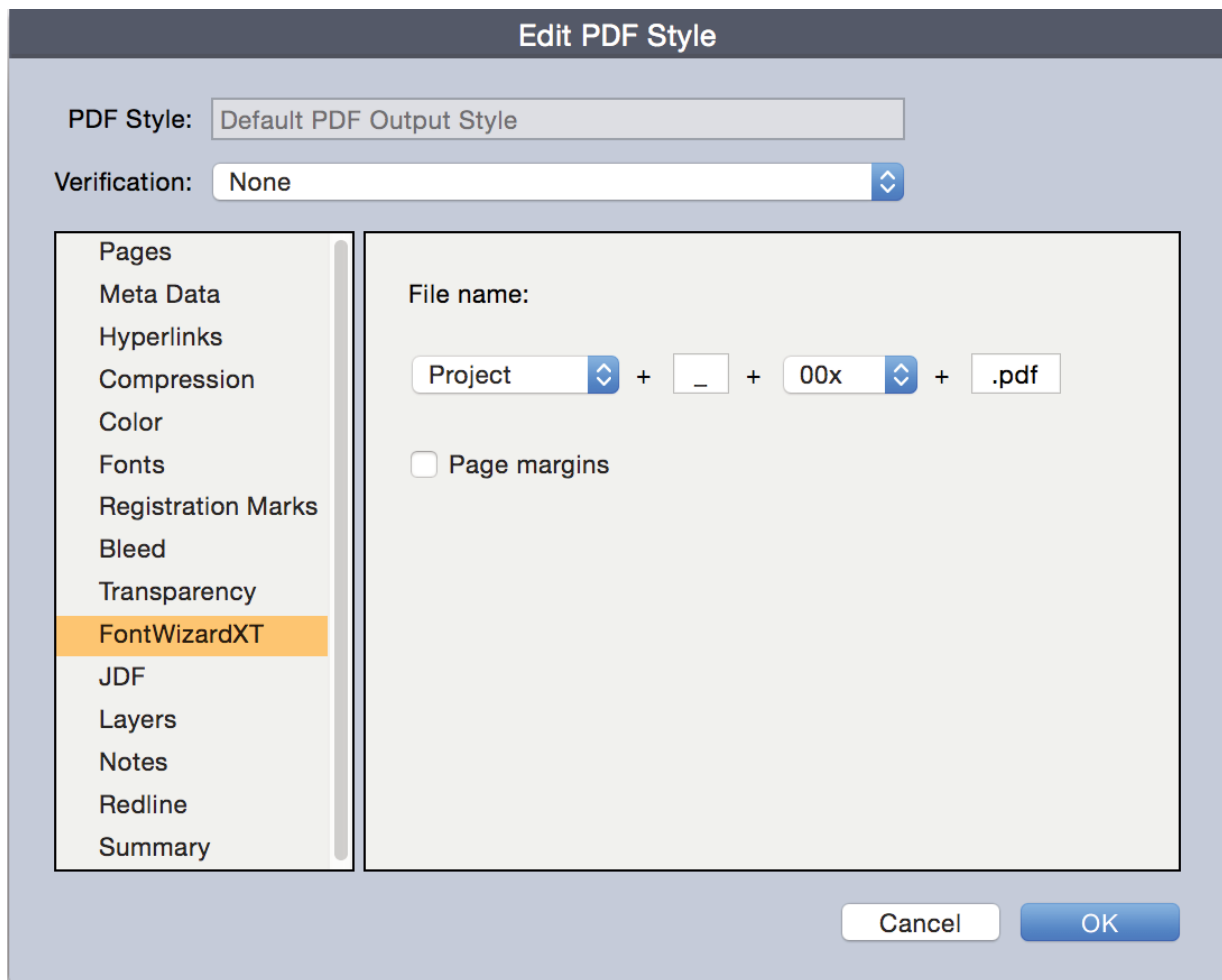
With “Edit->Output Styles...” you get a dialog for creating, removing and editing output styles, which can be used later by the FontWizardXT EPS/PDF export dialog.



Output Styles



After creating a new style with “New” or “Duplicate” and pressing “Edit” the following dialog comes up:



Edit EPS output style

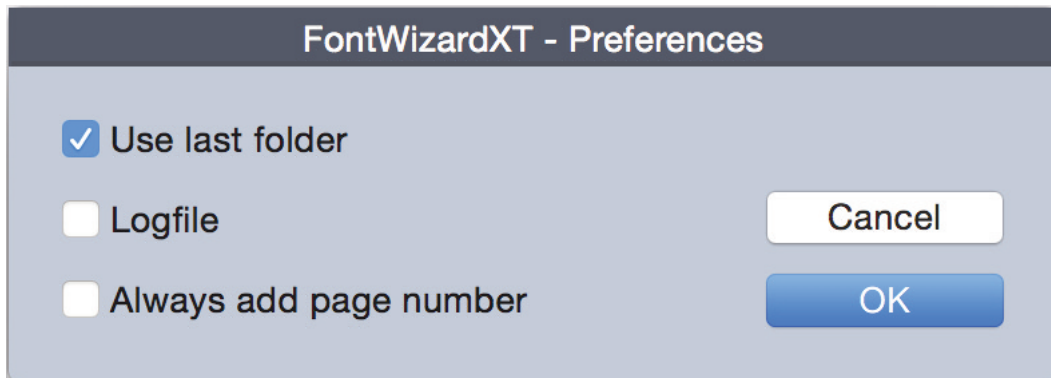
With that dialog you can setup all the needed eps export settings, section for section. FontWizardXT adds a panel for specifying the naming options for that style. The eps filename is composed of the following components:

- Base name (Project or Layout)
- Separator string (can be empty)
- Number of digits for the page number (e.g. 00x gives 001, 002, ...)
- Suffix (can be empty)
- Draw page margins around each page



4.4 Preferences

The general preferences of FontWizardXT can be set by choosing “QuarkXPress->Preferences->FontWizardXT...” or by “Utilities->FontWizardXT EPS Export...” with no document open:



Preferences

- *Use last folder:*

The custom eps export dialog of FontWizardXT navigates to the folder of the current document. If you want to use the same (last) folder each time, you have to check that option.

- *Logfile*

With this option active FontWizardXT creates a logfile for each export, located in the XTension folder and named “FontWizardXT.log”. This logfile can be very useful for debugging in case of missing fonts or other problems during eps export.

- *Always add page number*

With this option active FontWizardXT adds always a page number to the eps file name, even for single page documents. If you want no page number for single page documents, deactivate this option.



Disclaimer of Quark, Inc.

THIS SOFTWARE PACKAGE HAS NOT BEEN WRITTEN, REVIEWED OR TESTED BY QUARK.

QUARK MAKES NO WARRANTIES, EITHER EXPRESS OR IMPLIED, REGARDING THE ENCLOSED SOFTWARE PACKAGE, ITS MERCHANTABILITY, OR ITS FITNESS FOR ANY PARTICULAR PURPOSE. QUARK DISCLAIMS ALL WARRANTIES RELATING TO THE ENCLOSED SOFTWARE PACKAGE. ALL OTHER WARRANTIES AND CONDITIONS, WHETHER EXPRESS, IMPLIED, COLLATERAL, MADE BY THE DISTRIBUTORS, RETAILERS OR DEVELOPERS OF THE ENCLOSED SOFTWARE ARE DISCLAIMED BY QUARK, INCLUDING, WITHOUT LIMITATION, NON-INFRINGEMENT, COMPATIBILITY, OR THAT THE SOFTWARE IS ERROR-FREE, OR THAT ERRORS CAN OR WILL BE CORRECTED. SOME JURISDICTIONS, STATES, OR PROVINCES DO NOT ALLOW LIMITATIONS ON IMPLIED WARRANTIES, SO THE ABOVE LIMITATION MAY NOT APPLY TO PARTICULAR USERS.

REGARDLESS OF WHETHER ANY REMEDY FAILS OF ITS ESSENTIAL PURPOSE, IN NO EVENT SHALL QUARK OR ANY ENTITY WHICH CONTROLS, IS CONTROLLED BY, OR IS UNDER COMMON CONTROL OF QUARK, BE LIABLE FOR ANY SPECIAL, INDIRECT, INCIDENTAL, CONSEQUENTIAL OR PUNITIVE DAMAGES, INCLUDING, BUT NOT LIMITED TO, ANY LOST PROFITS, LOST TIME, LOST SAVINGS, LOST DATA, LOST FEES, OR EXPENSES OF ANY KIND ARISING FROM INSTALLATION OR USE OF THE SOFTWARE OR ACCOMPANYING DOCUMENTATION IN ANY MANNER, HOWEVER CAUSED AND ON ANY THEORY OF LIABILITY. IN ANY EVENT, QUARK'S LIABILITY RELATING TO THE SOFTWARE SHALL BE LIMITED TO THE AMOUNT PAID BY USERS TO QUARK, IF ANY. THESE LIMITATIONS WILL APPLY EVEN IF QUARK HAS BEEN ADVISED OF SUCH POSSIBLE DAMAGES. SOME JURISDICTIONS, STATES, OR PROVINCES DO NOT ALLOW THE EXCLUSION OR LIMITATION OF INCIDENTAL OR CONSEQUENTIAL DAMAGES, SO THE LIMITATION OR EXCLUSION INCLUDED IN THIS LICENSE AGREEMENT MAY NOT APPLY TO PARTICULAR DEVELOPERS.

Quark, QuarkXPress, QuarkXPress Passport and XTensions are trademarks of Quark, Inc. and all applicable affiliated companies, Reg. U.S. Pat. & Till. Off. and in many other countries. The Quark logo and the XTensions logo are trademarks of Quark, Inc. and all applicable affiliated companies.